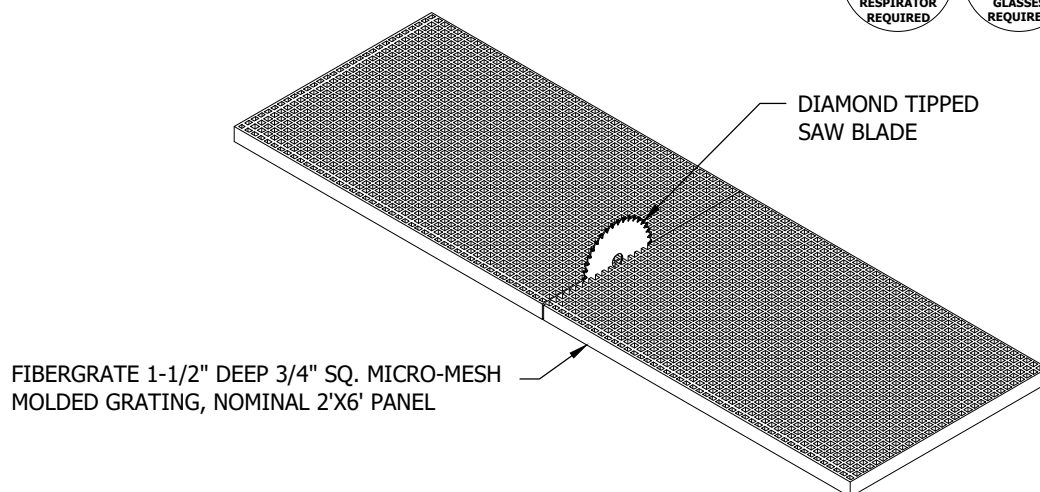
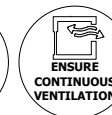




Get CEU Credits, Details, & Specifications online at www.bisonip.com

ARTIFICIAL TURF
SOLUTION

701 Osage Street, Unit 120, Denver, CO 80204 USA
Phone 303.892.0400 Toll Free 800.333.4234 Fax 303.825.5988
Email info@bisonip.com Web www.bisonip.com




ISOMETRIC VIEW

PERIMETER ADJUSTMENT: FOR PERIMETER CONDITIONS, CUTTING OF THE PANELS MAY BE REQUIRED TO FIT SPECIFIC SITE DIMENSIONS.

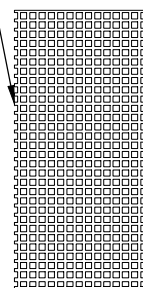
CUTTING INSTRUCTIONS:

1. MEASURE AND MARK THE CUT LINE ON THE GRATING PANEL.
2. **SECURE THE PANEL ON A STABLE SURFACE TO PREVENT MOVEMENT.**
3. **WEAR AN N95 RESPIRATOR, SAFETY GLASSES, AND GLOVES DURING THE CUTTING PROCESS.**
4. **ENSURE THE CUTTING AREA IS WELL-VENTILATED AND FREE OF OBSTRUCTIONS.**
5. CUT ALONG THE MARKED LINE USING A DIAMOND-TIPPED SAW BLADE.

STUB BARS & TREATMENT: STUB BARS TO BE TREATED WITH PAINTER'S TOUCH ULTRA COVER 2X CLEAR AND COVERED WITH NAILING BOARD TO CONCEAL THE EXPOSED EDGES AND PROVIDE A NAILING SURFACE FOR THE SYNLAWN TURF.



CLOSED OR
STUB BARS
AS NEEDED

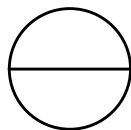


SIDE VIEW

TOP VIEW

GENERAL NOTES: APPLY TO ALL OF THE ABOVE PRODUCTS

1. INSTALLATION MUST BE COMPLETED IN ACCORDANCE WITH BISON INNOVATIVE PRODUCTS SPECIFICATIONS.
2. DRAWINGS NOT TO SCALE.
3. CONTRACTOR'S NOTE: FOR PRODUCT AND COMPANY INFORMATION VISIT www.BisonIP.com
4. DETAIL IS FOR A NON-WIND-RATED SYSTEM. FOR WIND-RATED SYSTEM, CONSULT BISON IP ENGINEERING.



CUTTING FIBERGRATE FRP GRATING

INSTALLING FIBERGRATE FRP GRATING OVER PEDESTALS