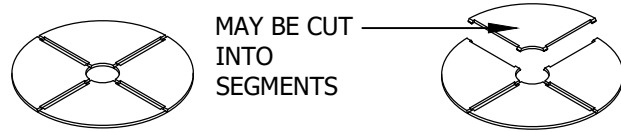




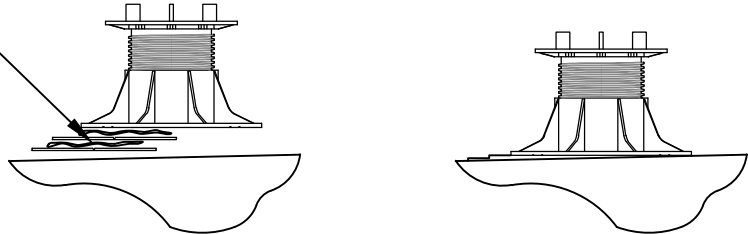
B11 FLEXIBLE RUBBER SHIMS MAY BE PLACED ABOVE OR BELOW EACH PEDESTAL AND MAY BE USED WHOLE OR CUT INTO SEGMENTS FOR SHIMMING AND MINOR LEVELING.



### **B11 DETAIL**

PLACE B11 FLEXIBLE RUBBER SHIMS, WHOLE OR IN SEGMENTS, UNDER THE PEDESTAL IN A STAIR STEP FASHION TO COMPENSATE FOR SLOPING SUBSTRATES. USE NO MORE THAN 2 SHIMS, AND ADHERE THEM TO EACH OTHER AND TO THE PEDESTAL WITH CONSTRUCTION ADHESIVE.

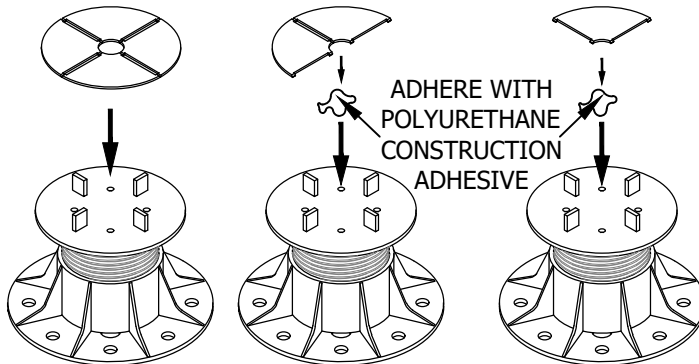
ADHERE SHIMS IN PLACE WITH POLYURETHANE CONSTRUCTION ADHESIVE



DO NOT ADHERE TO SUBSTRATE

### **B11s UNDER SCREWJACKS**

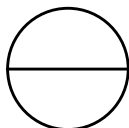
B11 FLEXIBLE SHIMS MAY BE PLACED ON TOP OF EACH PEDESTAL FOR SOUND DAMPENING OR MINOR LEVELING OF PAVERS WITH THICKNESS VARIATIONS. USE NO MORE THAN 2 SHIMS.



### **B11s ON TOP OF SCREWJACKS**

**GENERAL NOTES:** APPLY TO ALL OF THE ABOVE PRODUCTS

1. INSTALLATION MUST BE COMPLETED IN ACCORDANCE WITH BISON INNOVATIVE PRODUCTS SPECIFICATIONS.
2. DRAWINGS NOT TO SCALE.
3. CONTRACTOR'S NOTE: FOR PRODUCT AND COMPANY INFORMATION VISIT [www.BisonIP.com](http://www.BisonIP.com)



## **B11 SHIM INSTALLATION**

1/16" FLEXIBLE SHIM