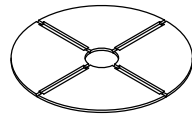


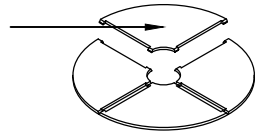


701 Osage Street, Unit 120, Denver, CO 80204 USA
Phone 303.892.0400 Toll Free 800.333.4234 Fax 303.825.5988
EMail info@bisonip.com Web www.bisonip.com

B11 FLEXIBLE SHIMS MAY BE PLACED ABOVE OR BELOW EACH PEDESTAL AND MAY BE USED WHOLE OR CUT INTO SEGMENTS FOR SLOPE COMPENSATION AND FINAL LEVELING.



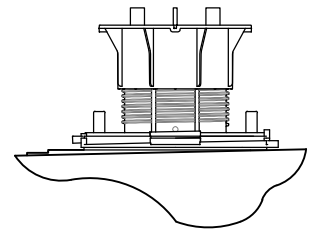
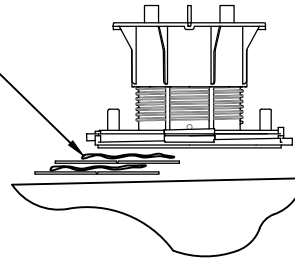
MAY BE CUT INTO SEGMENTS



B11 SHIM DETAIL

PLACE B11 SHIMS UNDER PEDESTALS IN A STAIR-STEP FASHION TO COMPENSATE FOR SLOPING SUBSTRATES. USE NO MORE THAN 2 SHIMS. ADHERE THEM TO EACH OTHER OR TO THE PEDESTAL WITH CONSTRUCTION ADHESIVE. DO NOT ADHERE TO SUBSTRATE.

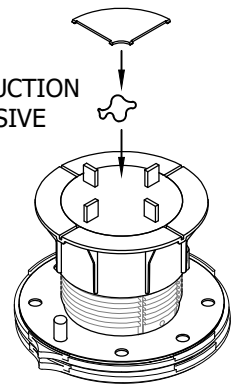
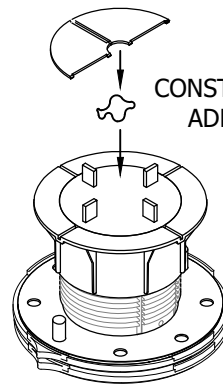
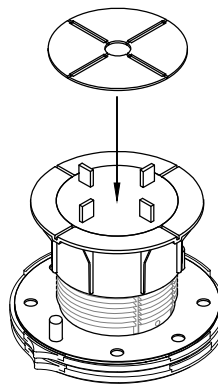
ADHERE SHIMS IN PLACE WITH CONSTRUCTION ADHESIVE



DO NOT ADHERE TO SUBSTRATE

B11 SHIMS UNDER VERSADJUST

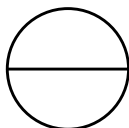
B11 SHIMS MAY BE PLACED ON TOP OF PEDESTALS FOR SOUND DAMPENING OR MINOR LEVELING OF PAVERS WITH THICKNESS VARIATIONS. USE NO MORE THAN 2 SHIMS. IF USING ONLY A PARTIAL SEGMENT, ADHERE IT TO THE PEDESTAL WITH CONSTRUCTION ADHESIVE.



B11 SHIMS ON TOP OF VERSADJUST

GENERAL NOTES: APPLY TO ALL OF THE ABOVE PRODUCTS

1. INSTALLATION MUST BE COMPLETED IN ACCORDANCE WITH BISON INNOVATIVE PRODUCTS SPECIFICATIONS.
2. DRAWINGS NOT TO SCALE.
3. CONTRACTOR'S NOTE: FOR PRODUCT AND COMPANY INFORMATION VISIT www.BisonIP.com



B11 SHIM INSTALLATION

1/16" FLEXIBLE SHIM