



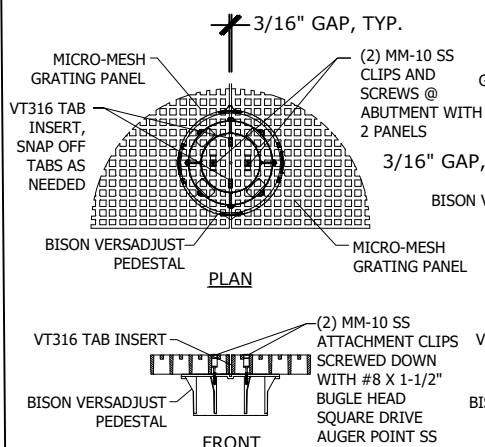
701 Osage Street, Unit 120, Denver, CO 80204 USA
Phone 303.892.0400 Toll Free 800.333.4234 Fax 303.825.5988
Email info@bisonip.com Web www.bisonip.com

MM-10 SS ATTACHMENT CLIP INSTALLATION CONFIGURATIONS

THE FIBERGRATE MM-10 SS ATTACHMENT CLIP SECURES FIBERGRATE GRATING PANELS TO BISON PEDESTALS, ENSURING ALIGNMENT, STABILITY, AND AN INTERCONNECTED SYSTEM. THE FOLLOWING CONFIGURATIONS DEMONSTRATE CLIP PLACEMENT AND INSTALLATION DETAILS UNDER DIFFERENT CONDITIONS.

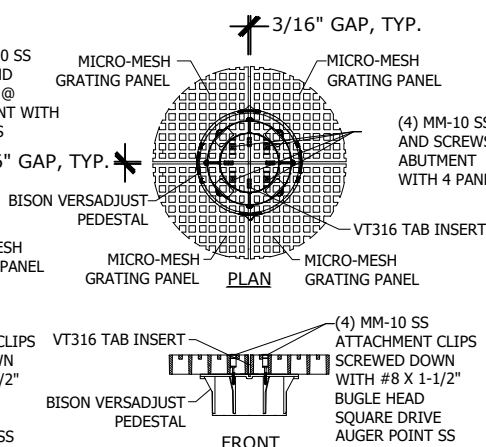
- CONFIGURATION 1: TWO PANEL ABUTMENT
- CONFIGURATION 2: FOUR PANEL ABUTMENT
- CONFIGURATION 3: SINGLE PANEL AT BISON PEDESTAL

MM-10 SS CLIPS @ "2 PANEL" ABUTMENTS



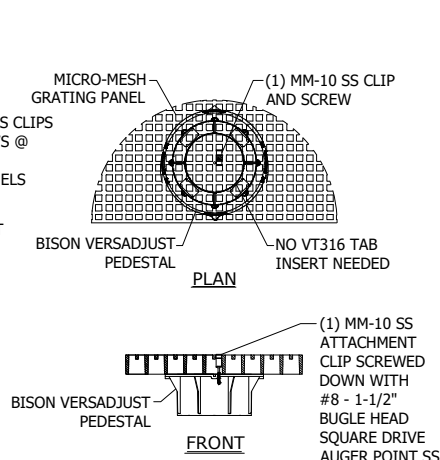
WHEN TWO ADJACENT PANELS MEET ON TOP OF A BISON PEDESTAL MM-10 SS ATTACHMENT CLIPS WILL BE ANCHORED AT THIS JUNCTION AS DEMONSTRATED ABOVE

MM-10 SS CLIPS @ "4 PANEL" ABUTMENTS



WHEN FOUR PANELS MEET ON TOP OF A BISON PEDESTAL JUNCTION MM-10 SS ATTACHMENT CLIPS WILL BE ANCHORED AS DEMONSTRATED ABOVE

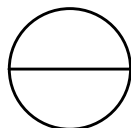
MM-10 SS CLIP @ PEDESTAL UNDER GRATING



WHEN THERE'S NO ADJACENT PANEL, AND A SINGLE PANEL IS DIRECTLY OVER A PEDESTAL, ONE MM-10 SS ATTACHMENT CLIP WILL BE ANCHORED AT THESE LOCATIONS AS DEMONSTRATED ABOVE

GENERAL NOTES: APPLY TO ALL OF THE ABOVE PRODUCTS

1. INSTALLATION MUST BE COMPLETED IN ACCORDANCE WITH BISON INNOVATIVE PRODUCTS SPECIFICATIONS.
2. DRAWINGS NOT TO SCALE.
3. CONTRACTOR'S NOTE: FOR PRODUCT AND COMPANY INFORMATION VISIT www.BisonIP.com
4. DETAIL IS FOR A NON-WIND-RATED SYSTEM. FOR WIND-RATED SYSTEM, CONSULT BISON IP ENGINEERING.



MM-10 SS CLIP CONFIGURATIONS

INSTALLING FIBERGRATE FRP GRATING OVER PEDESTALS